

ON THE SYSTEMATIC RELATIONS OF THE AMMODYTOID FISHES.

By THEODORE GILL,
Honorary Associate in Zoology.

There are few fishes respecting whose affinities there has been so much diversity of opinion, especially in later years, as the Sand Launces or Ammodytids. By Artedi, the genus embracing them (*Ammodytes*) was referred next to *Coryphæna*, and by Linnaeus it was naturally placed in the unnatural order of Apodes, no ventral fins being developed. For the same reason it was referred by later ichthyologists who adopted families to the same family as other apodal fishes with long dorsal and anal fins. By all except Bonaparte, during the first half of the nineteenth century, it was associated with *Ophidium* in the same family.

In 1846 Bonaparte first separated the genus from the family of Ophidiids, but retained it near that group.

In 1861 Gill adopted the family under the name *Ammodytoideæ*, modifying the name in accordance with the principle promulgated by Agassiz, who insisted that all family names derived from the Greek should have the termination “-oidæ.” The family was removed from association with the “*Ophidioidæ*” and placed next after *Atherinoidæ*, which succeeded *Mugiloidæ* and *Polynematoidæ*. Subsequently (1872) he reverted to the current views, approximating it to the Ophidiids, but isolating it as the representative of a distinct superfamily—*Ammodytoidea*.

In 1896 Jordan and Evermann (p. 832) isolated the *Ammodytidae* as a “group *Ammodytoidei*” after the *Sphyrænidæ* and *Polynemidæ* and before the *Berycoidei*, adding that the group “is of unknown relations.” “In the character of the mouth and gill structures it resembles

the *Atherinidae* rather than the *Ophidioidae*." "The family is placed by Jordan and Gilbert between the *Percesoces* and the *Scombroidei*. Knowing no better place for it we leave it next to the *Percesoces*."

In 1901 A. Smith Woodward, acting under the advice of A. Boulenger,^a referred the family to the *Percesoces*, next before the *Scombroidei* and after the extinct *Crossognathidae*, in the first section of the suborder, the second embracing those having "pelvic fins with anterior spine."

In 1903 David Starr Jordan isolated in a distinct genus (*Embolichthys*) a fish previously described by Jordan and Evermann (1902) as *Bleekeria mitsukurii*. So similar is it to *Bleekeria*, and therefore to *Ammodytes*, that the existence of jugular ventral fins was at first overlooked. Later they were discovered and the bearing of their existence on the question of relationship of the family considered. Their presence, Jordan declared, "shows that the *Ammodytidae* have no affinity with the *Percesoces*, nor with the extinct family of *Cobitopsidae*. Their

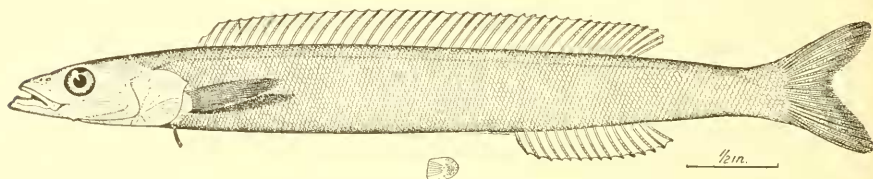


FIG. 1.—EMBOLICHTHYS MITSUKURII.

place must be near the *Ophidiidae*, as supposed by earlier and some recent writers."

In 1904 Boulenger reiterated the views published by Woodward, combining *Scombroidei* and *Ammodytidae* alone in a first section of the suborder *Percesoces*.

The discovery of jugular ventrals in *Embolichthys* is extremely important and conclusively demonstrates (that genus being undoubtedly related to *Ammodytes*) that the family is not at all related to the *Percesoces* and that the affiliation, with the family, of the extinct *Cobitopsis* was misjudged. The question then recurs, What is the relationship of the family? An examination of various species of *Ammodytes* reminded the writer of the genus *Heimerocetes*, of New Zealand. That remarkable genus has a form considerably like an *Ammodytid*; all the dorsal rays are simple but articulated, and curiously the supramaxillaries are produced into anterior spiniform tips. The condition of the scapular arch, however, appears to be different; nevertheless the resemblance in many respects is so great as to demand a comparative anatomical investigation.

^a"For the determination of the systematic position of this genus, the writer is indebted to Mr. G. A. Boulenger." (A. Smith Woodward, IV, p. 354.)

The genera *Hemerocetes* and *Trichonotus* have been associated by all authors except the writer in the same family—Trichonotidae—but their relationship, if such it be, requires verification.

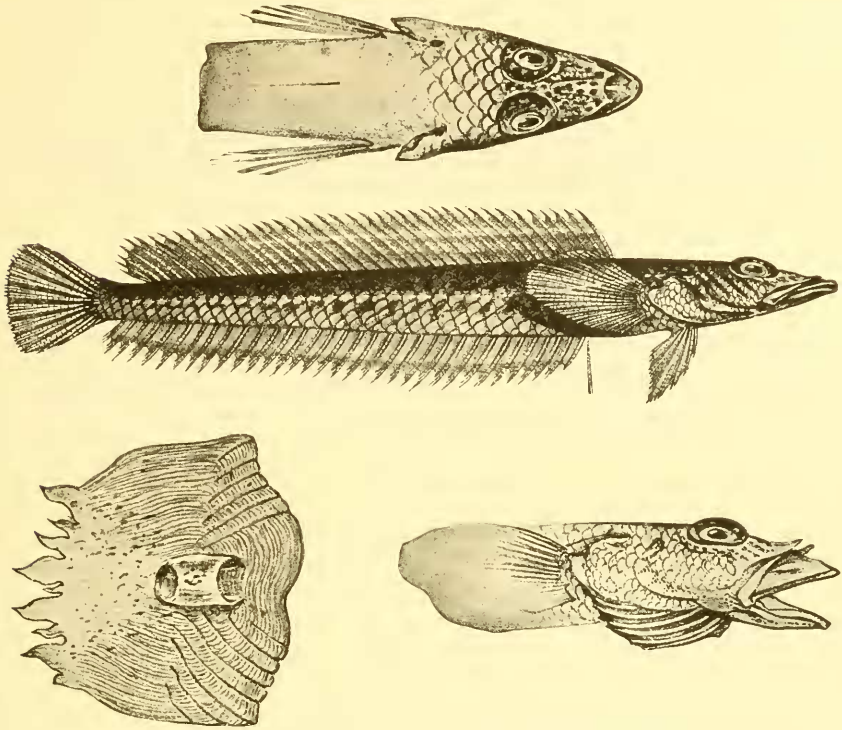


FIG. 2.—HEMERO CETES ACANTHORHYNCHUS. (After Richardson.)

A partial synonymy of the family Ammodytidae follows:

AMMODYTIDÆ.

Family names.

- Ammodytidae* BONAPARTE, Cat. Metod Pesci Europei, 1846, pp. 7, 40.
Pentopteres (idiapodes) DUMÉRIL, Ichthyologie Anal., 1856, p. 213.
Ammodytoideæ GILL, Cat. Fishes E. Coast N. Am., 1861, p. 40.
Ammodytids RICHARDSON, Museum Nat. Hist., Zool., 1865, p. 112.
Ammodytæ FITZINGER, Sitzungsber. k. Akad. Wissensch. (Wien), LXVII, 1. Abth., 1873, p. 43.
Ammodytidae MOREAU, Hist. Nat. Poissons France, III, 1881, p. 215.
Ammodytidae SMITT, Hist. Scand. Fishes, 1895, pp. 462, 557, 567.
Ammodytidae WOODWARD, Cat. Fossil Fish B. M., IV, 1901, p. 354.
Ammodytidae JORDAN, Proc. U. S. Nat. Mus., XXVI, 1903, p. 693.
Ammodytidae BOULENGER, Ann. Mag. Nat. Hist. (7), XIII, 1904, p. 175.

Subfamily names.

- Ammodytinae* BONAPARTE, Nuovi Annali delle Sc. Nat., II, 1838, p. 133; IV, 1840 p. 276.
Ammodytiformes BLEEKER, Enum. Sp. Piscium Archipel. Indico, 1859, p. xxv.
Ammodytina GÜNTHER, Cat. Fishes B. M., IV, 1862, p. 384.

As the illustrations of *Heimerocetes* are published in a work to be found in very few libraries, figures representing the entire fish, the head from above and laterally (with mouth opened to show jaws), and a scale are reproduced. The originals were published in the "Ichthyology of the Voyage of H. M. S. *Erebus* and *Terror*," etc., by Sir John Richardson, 1844-1848, on plate 54.

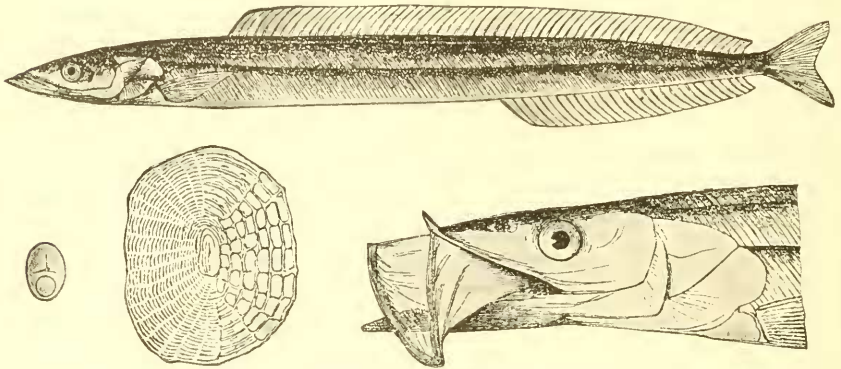


FIG. 3.—*AMMODYTES TOBIANUS*. (After Benecke.)

The illustrations of the typical Ammodytids are derived from the excellent figures in Benecke's *Fische, Fischerie und Fischzucht in Ost- und Westpreussen* (p. 100, fig. 80, and p. 101, fig. 81), reproduced also in Smitt's *Scandinavian Fishes* (pp. 570, 574). That of *Embolichthys* was originally published in the Proceedings of the United States National

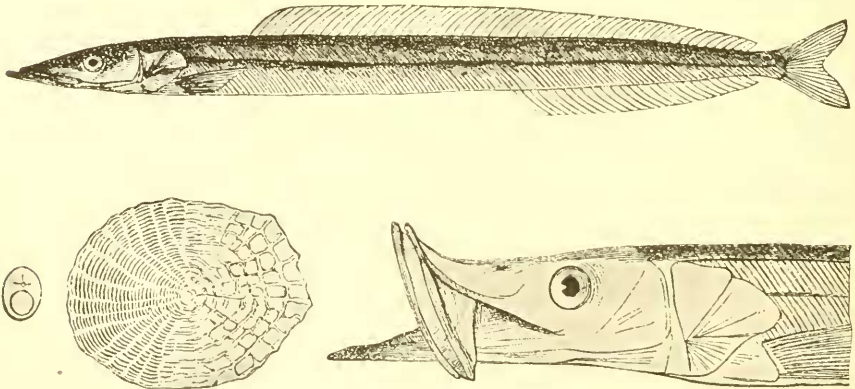


FIG. 4.—*HYPEROPLUS LANCEOLATUS*. (After Benecke.)

Museum for 1902 (XXV, p. 334), and reproduced in the Proceedings for 1903 (XXVI, p. 693).

The figures of the typical Ammodytids are added to show how similar they are to *Embolichthys* in form, the development of the jaws, characteristic opercular apparatus, and form and proportions of the fins. In all these respects they appear to contrast with the Cobitop-

sids. A reexamination of the questions involved and especially comparison of the anatomical peculiarities of the Ammodytids and the Hemerocœtids are greatly to be desired. Lack of material prevents the writer from entering upon the task.

The figures of the opened mouth show how distinct the northern Ammodytids are—enough so to warrant recognition of the genera *Ammodytes* and *Hyperoplus*, suggested by Günther and admitted by Gill, as well as by Jordan and Evermann. In the typical *Ammodytes* (*tobianus*) the intermaxillaries are protrusile and the supramaxillaries have peculiar dentiform tubercles connected with the vomer; in *Hyperoplus* (*lanceolatus*) the intermaxillaries are not protrusile, at least in the old, and the vomer is armed with a pair of teeth which have been confounded with the supramaxillary tubercles of *Ammodytes*.

As to *Cobitopsis*, I am unable to appreciate the reasons for the reference of the genus to the "Percesoces." The ventral fins are said to have "only about 6 divided rays," and it has short "dorsal and anal fins similar and directly opposed, close to the caudal." On the evidence presented I should have referred the genus to the neighborhood at least of the Esocidæ and Poeciliidæ, if not with one of them—the latter if the jaws really do agree. The distinctive characters of the *Cobitopsidæ* are not evident. There may have been unrepresented reasons, however, which led the very distinguished and able ichthyologists of London to the conceptions they have published. The jaws are not represented in the figure of *Cobitopsis acutus* published in the Catalogue of the Fossil Fishes in the British Museum (IV, p. 355).